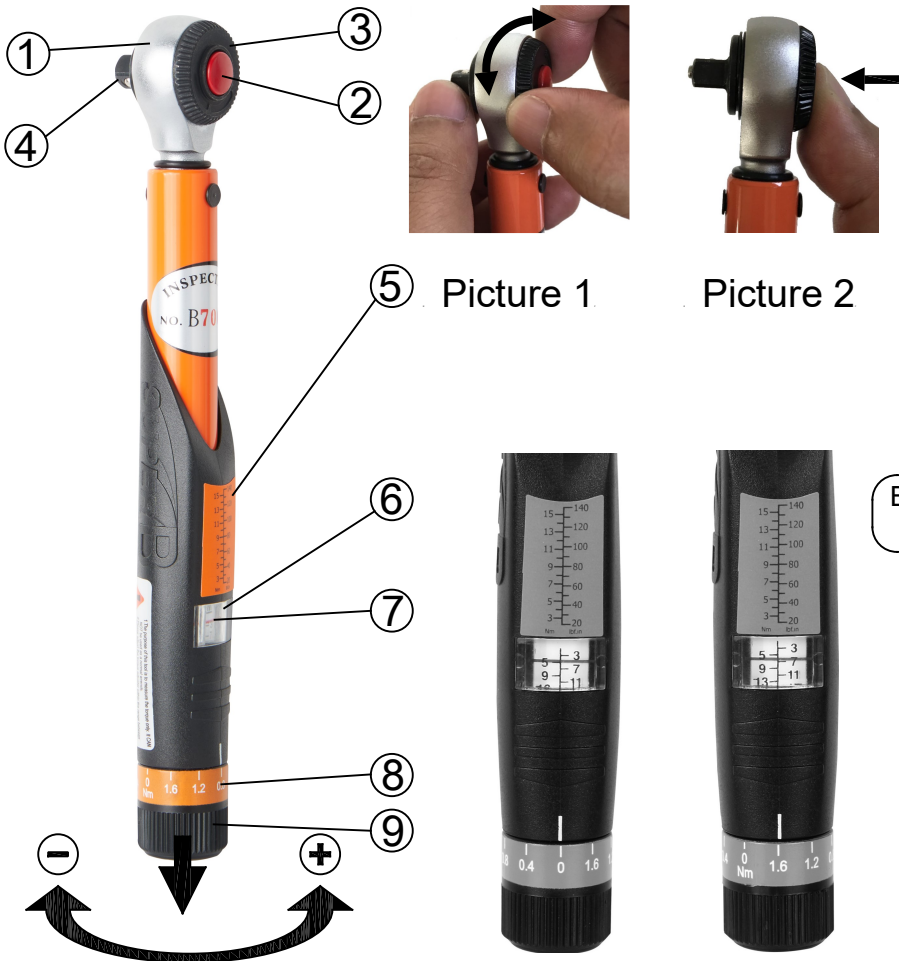



## 1 Parts description



Picture 1



Picture 2

NO	PARTS
①	Tool-head
②	Release button
③	Direction knob
④	1/4" Drive
⑤	Conversion table
⑥	Viewing window
⑦	Cursor
⑧	Scale
⑨	Knob

⚠ Torque range: 3~15Nm in  
0.4Nm increment

Bit sockets: Hex 2/2.5/3/4/5/6/8/10mm,  
Torx<sup>®</sup>25

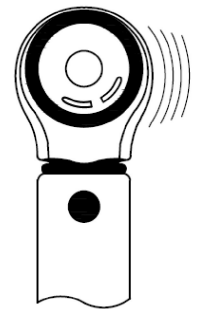


Picture 3



Picture 4

5
+ 1.6
= 6.6 Nm



Picture 5

## 2 Instruction

1. Set the required direction of rotation by turning the direction knob ③ (see picture 1).
2. Press the release button ② to install (or release) the bit sockets on the 1/4" drive ④ (see picture 2).
3. Set the required torque by turning the knob ⑨ as below example  
Set value 6.6Nm (4.87ft/lb) (1Nm=0.73756ft/lb ).
  - 3-1. Pull the knob ⑨ and then turn clockwise until the reading "5" in the viewing window ⑥ is aligned with the cursor ⑦, and the reading "0" on the scale ⑧ is aligned with the indicator on the handle (see picture 3).
  - 3-2. Continue to turn the knob ⑨ clockwise until the reading "1.6" on the scale ⑧ is aligned with the indicator on the handle. Release the knob ⑨ then torque 6.6Nm is set (5+1.6=6.6) (see picture 4).
4. Tighten the wrench on bolt or nut until hearing "click" sound and tool-head ① bends (see picture 5), then release force immediately.

## 3 Notice

1. The torque wrench has been calibrated to be accurate to  $\pm 4\%$ .
2. Before the first using or being unused for long time, be sure to repeat setting the torque to highest torque for 5-10 times so that the components within can be completely lubricated by the lubricant.
3. Always set the torque to the lowest value when the wrench is not used.
4. Keep the torque wrench clean and do not soak in any liquid.
5. Do not keep apply force after the preset torque is reached or otherwise the work piece/the wrench may get damaged.
6. Don't disassemble the torque wrench and please contact the local distributor if any problem or calibration demand.
7. This is a high-precision measuring instrument and should not be used like a regular ratchet.

# Torque wrench

## CONVERSION TABLES

Foot Pounds (ft. lbs)	Kilo-gram Meters (Kgm or mkp)	Newton Meters (Nm)
5	0.69	6.78
10	1.38	13.56
15	2.07	20.34
20	2.76	27.12
25	3.46	33.90
30	4.15	40.68
35	4.84	47.46
40	5.53	54.24
45	6.22	61.02
50	6.91	67.80
55	7.60	74.58
60	8.29	81.36
65	8.98	88.14
70	9.67	94.92
75	10.37	101.70
80	11.06	108.48
85	11.75	115.26
90	12.44	122.04
95	13.13	128.82
100	13.82	135.60
105	14.51	142.38
110	15.20	149.16
115	15.89	155.94
120	16.58	162.72
125	17.28	169.50
130	17.97	176.28
135	18.66	183.06
140	19.35	189.84
145	20.04	196.62
150	20.73	203.40
155	21.42	210.18
160	22.11	216.96
165	22.80	223.74
170	23.49	230.52
175	24.19	237.70
180	24.88	244.08
185	25.57	250.86
190	26.26	257.64
195	26.59	264.42
200	27.64	271.20
205	28.33	277.98
210	29.02	284.76
215	29.71	291.54
220	30.40	298.32
225	31.09	305.10
230	31.78	311.88
235	32.47	318.66
240	33.16	325.44
245	33.85	332.22
250	34.54	339
260	35.88	352.56
270	37.26	366.12
280	38.64	379.68
290	40.02	393.24
300	41.40	406.80

Newton Meters (Nm)	Foot Pounds (ft. lbs)	Kilo-gram Meters (Kgm or mkp)
10	7.38	1.02
20	14.75	2.04
30	22.13	3.06
40	29.50	4.08
50	36.88	5.10
60	44.26	6.12
70	51.63	7.14
80	59.01	8.16
90	66.38	9.18
100	73.76	10.20
110	81.14	11.22
120	88.51	12.24
130	95.89	13.26
140	103.26	14.28
150	110.64	15.30
160	118.02	16.32
170	125.39	17.34
180	132.77	18.36
190	140.14	19.38
200	147.52	20.40
210	154.90	21.42
220	162.27	22.44
230	169.65	23.46
240	177.02	24.48
250	184.40	25.50
260	191.78	26.52
270	199.15	27.54
280	206.53	28.56
290	213.91	29.58
300	221.29	30.60
310	228.67	31.62
320	236.05	32.64
330	243.43	33.66
340	250.81	34.68
350	258.30	35.70
360	265.68	36.72
370	273.06	37.74
380	280.44	38.76
390	287.82	39.78
400	295.20	40.80
410	302.58	41.82

Kilo-gram Meters (Kgm or mkp)	Newton Meters (Nm)	Foot Pounds (ft. lbs)
1	9.81	7.23
2	19.61	14.47
3	29.42	21.70
4	39.23	28.93
5	49.04	36.17
6	58.84	43.40
7	68.65	50.63
8	78.46	57.86
9	88.26	65.10
10	98.07	72.33
11	107.88	79.57
12	117.68	86.80
13	127.49	94.03
14	137.30	101.27
15	147.11	108.50
16	156.91	115.74
17	166.72	122.97
18	176.53	130.20
19	186.33	137.43
20	196.14	144.67
21	205.95	151.90
22	215.75	159.13
23	225.37	166.37
24	235.37	173.60
25	245.18	180.84
26	254.98	188.08
27	264.79	195.30
28	274.60	202.54
29	284.41	209.77
30	294.22	217.00
31	304.03	224.23
32	313.84	231.46
33	323.65	238.69
34	333.46	245.92
35	343.35	253.05
36	353.16	260.28
37	362.97	267.51
38	372.78	274.74
39	382.59	281.97
40	392.40	289.20
41	402.21	296.43

### CONVERSION FORMULAS

1 CMKG=13.887 IN-OZ

1 dNm=14.161 IN-OZ

1 CMKG=0.8677 IN-LB

1 Nm=141.6 IN-OZ

1 MKG=7.233 FT-LB

1 Nm= 0.73756 FT-LB

1 kpCM=1 CMKG

1 KpM=1 MKG

1 CMKG=0.098Nm

1 MKG=9.80665 Nm

1 FT/LB=12 INCH POUNDS.