

PRODUCT INFO

BACK-ROLLER CORE

Rearpannier with roll closure and QL2.1 system



- ← D-ring for shoulder strap (optional)
- ← Buckles for closing the rolling closure
- ← Lateral 3M Scotchlite reflector on both sides

QL2.1 system

IP 64

PD620

PS490

PFAS free

Carrying handle for mounting and releasing the QL2.1 system

QL2.1 bar and hooks for quick fastening and release



Semi-elliptical hook rail with QLhook (adjustable in 15° steps)

Edgeprotector with slots for mounting the Pannier Carrying System

Height cm/in	Width cm / in	Depth cm/ in	Volume L/cu.in.	Weight g/oz.	Max. capacity kg/lbs.
42/16.5	23/32 9/12.6	17/6.7	20/1220	820/28.9	9/19.8

SPECIFICATIONS:

- + Waterproof bike pannier ideal as starter model
- + QL2.1 mounting system for racks up to 16 mm
- + Bag made of PVCcoated polyester fabric
- + 18 mm & 20 mm hook available as separate accessory (e. g. for e-bikes)
- + Prepared for Stabilizing Insert
- + Including reduction pieces for tube diameters 8, 10 and 12 mm; with anti-scratch function reducing abrasions on rack
- + Top QLhooks and lower sliding hook adjustable without requiring any tools
- + Lowerhook rail made of two-component „hard-soft“ synthetic reduces abrasions on carrier
- + Can be used individually (e.g. for shopping, sports, picnic)
- + Highly reflective Scotchlite reflector
- + Easy to clean inside

Contents: Pannier with reduction inserts for 8, 10 and 12 mm

Optional accessories: Pannier Stabilizing Insert, Packing Cubes/Pannier Commuting Insert, Pannier Carrying System, Shoulder strap (No. E172)

Attention: Maximum load per pannier is 9kg / 20 lbs. We recommend weighing each loaded pannier to confirm that the maximum allowance of the pannier fixation is not exceeded. This practice is advised for both rear and front panniers. CAUTION: The maximum weight capacity of every carrier model is different. Please observe the maximum weight allowance of the carrier fitted to your bicycle. Note: Sometimes the maximum capacity of the panniers fixing system can exceed the maximum capacity of the carrier. DONOT exceed the maximum capacity of the carrier! Note, that the use of panniers will significantly influence the handling properties of your bicycle.

Attention: As abrasion cannot be ruled out, we recommend that all points where the mounting system contacts the bicycle rack or frame be protected by scratch protection film.

Note: In order to meet standard IP64 (6=dustproof 4=protected against splash water coming from all directions) the lid must be rolled 3-4 times.



BACK-ROLLER CORE SPORT-ROLLER CORE

DE MONTAGEANLEITUNG
GB ASSEMBLY INSTRUCTIONS
FR INSTRUCTIONS DE MONTAGE

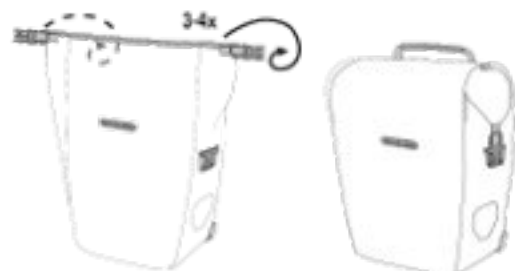
IT ISTRUZIONI DI MONTAGGIO
NL MONTAGE HANDLEIDING
DK MONTERINGSVEJLEDNING

ES INSTRUCCIONES DE MONTAJE
SE MONTERINGS ANVISNING
NO MONTERINGS ANVISNING

FI ASENNUSOHJEET
PL INSTRUKCJA MONTAŻU
JP 装着方法

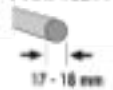


QL2.1 - MODELS




ACCESSORIES

= + Art. #E211



= + Art. #E193



= + E 172



= + Art. #F35

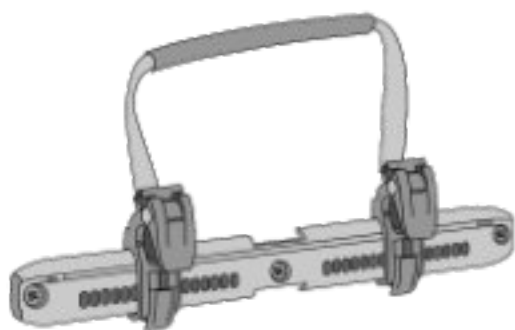


= + Art. #E125 (l)

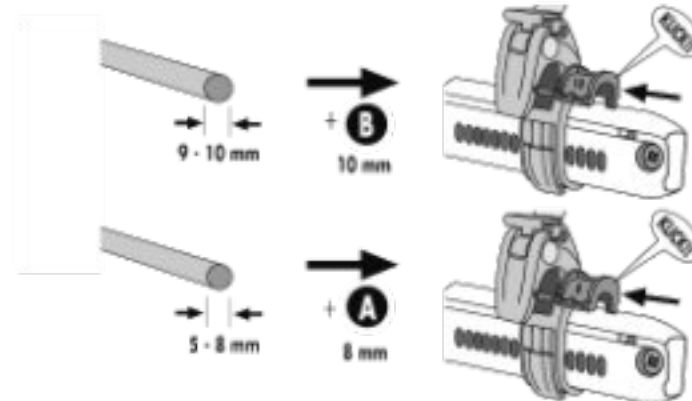
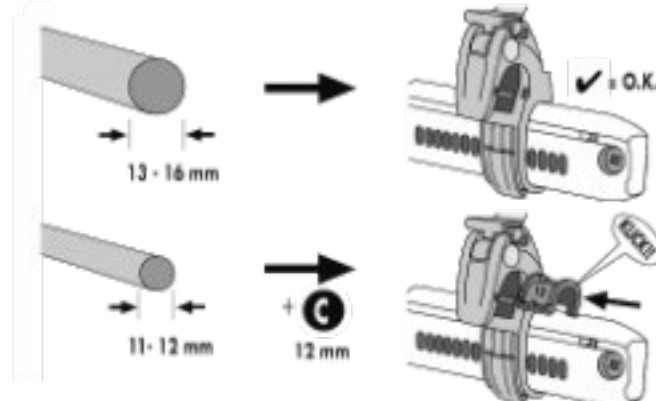
= + Art. #E124 (s)



QL2.1



A



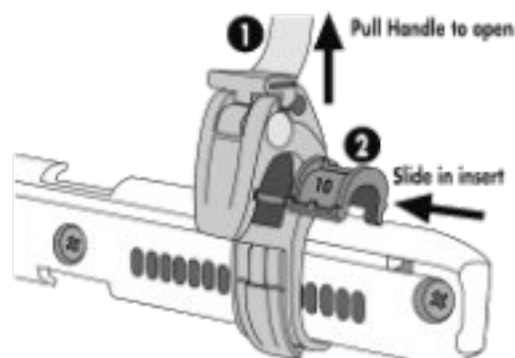
= **A** 8 mm = **B** 10 mm = **C** 12 mm



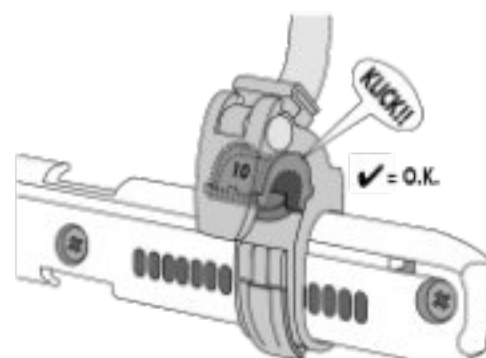
Anti-Scratch
function



B



C



D

